



US00D547981S

(12) **United States Design Patent** (10) **Patent No.:** **US D547,981 S**  
**Cohen** (45) **Date of Patent:** **\*\* Aug. 7, 2007**

(54) **ARMREST FOR A FOLDING CHAIR**

(76) Inventor: **Warren Cohen**, 10981 Decatur Rd., Philadelphia, PA (US) 19154

(\*\*) Term: **14 Years**

(21) Appl. No.: **29/252,184**

(22) Filed: **Jan. 20, 2006**

(51) **LOC (8) Cl.** ..... **06-06**

(52) **U.S. Cl.** ..... **D6/501**

(58) **Field of Classification Search** ..... D6/334-336, D6/356, 364, 365, 366, 367, 368-373, 37, D6/38.9, 500-502; 297/411.2, 411.25, 411.26, 297/411.29, 411.34, 411.35, 411.36  
See application file for complete search history.

(56) **References Cited**

**U.S. PATENT DOCUMENTS**

1,157,351 A *	10/1915	Weber	297/411.34
D180,392 S *	6/1957	Giudice	D6/356
4,239,282 A *	12/1980	White	297/411.36
D338,791 S *	8/1993	Cohen	D6/501
D343,537 S *	1/1994	Harde	D6/501
D394,756 S *	6/1998	Gryp et al.	D6/356
D431,401 S *	10/2000	Haney	D6/501

D440,797 S *	4/2001	Norman	D6/501
D458,476 S *	6/2002	Tseng	D6/501
2002/0017813 A1 *	2/2002	Greene	297/411.36

\* cited by examiner

*Primary Examiner*—Mimosa De  
(74) *Attorney, Agent, or Firm*—LaMorte & Associates

(57) **CLAIM**

The ornamental design for an armrest for a folding chair, as shown.

**DESCRIPTION**

FIG. 1 is a perspective view of an armrest for a folding chair in accordance with the present invention;

FIG. 2 is a reduced top view thereof;

FIG. 3 is a reduced bottom view thereof;

FIG. 4 is a reduced front view thereof;

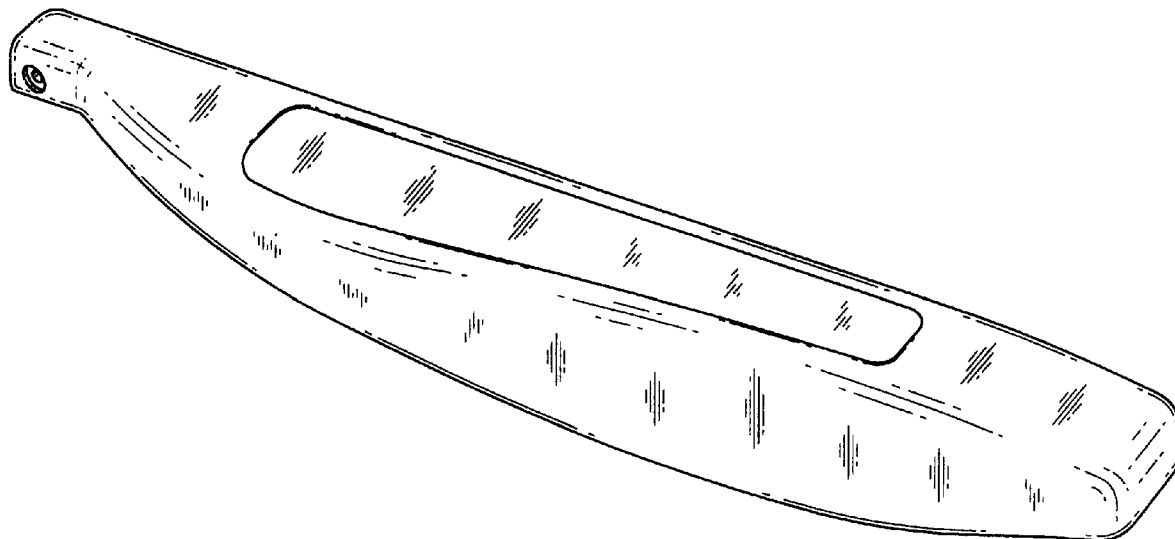
FIG. 5 is a reduced rear view thereof;

FIG. 6 is a reduced left side view thereof; and,

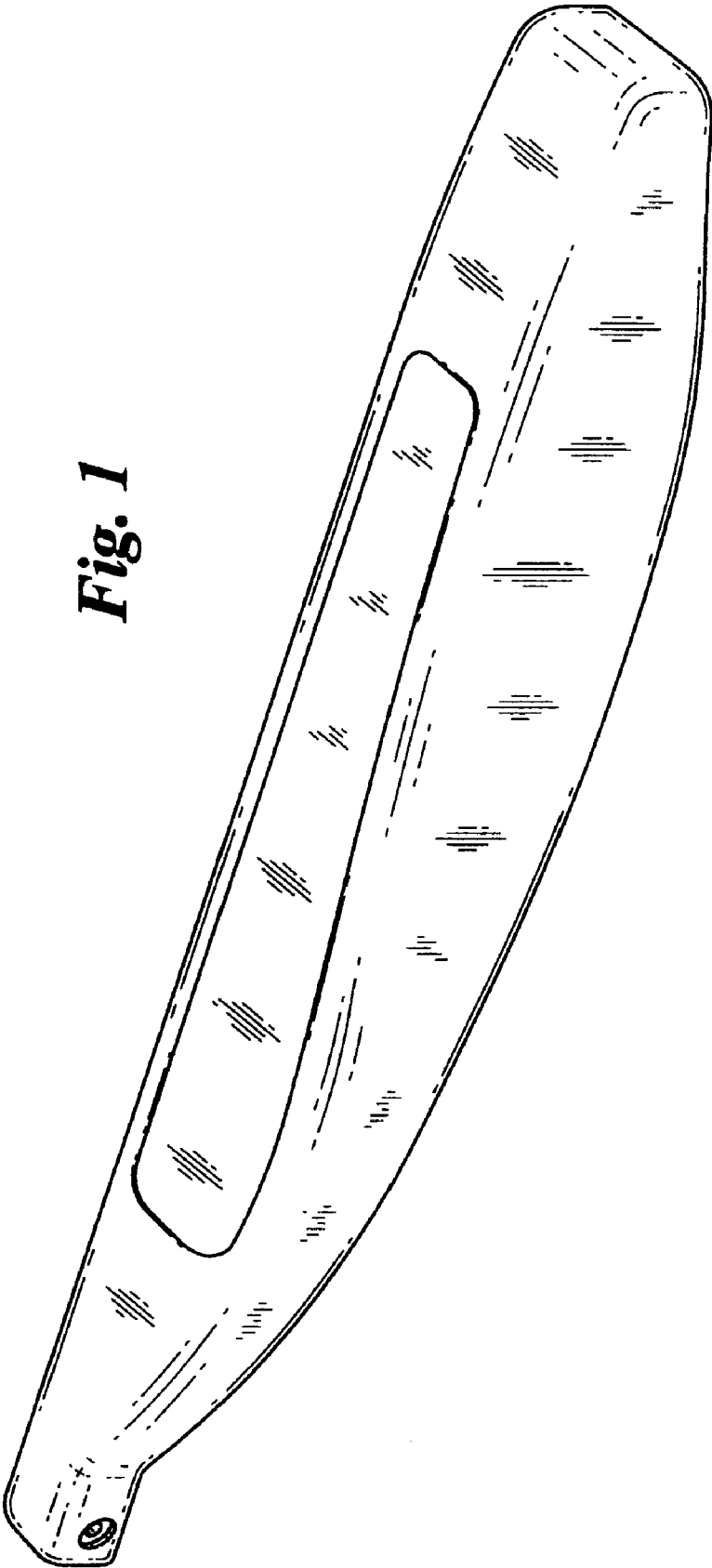
FIG. 7 is a reduced right side view thereof.

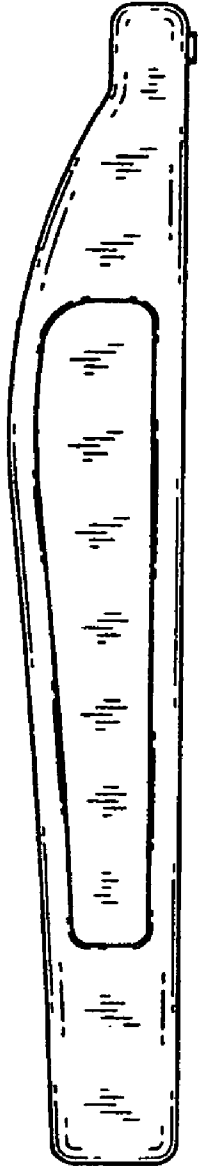
The broken line shown in FIG. 3 is for illustrative purposes only and forms no part of the claimed design.

**1 Claim, 3 Drawing Sheets**

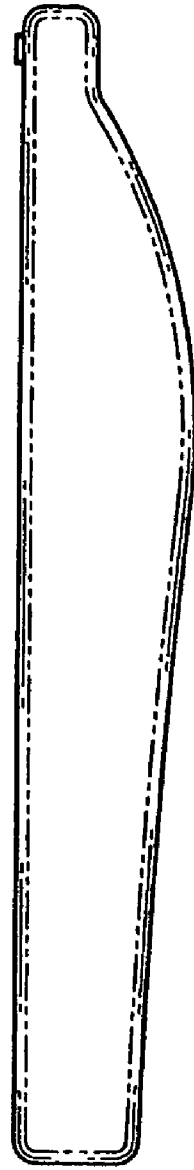


**Fig. 1**

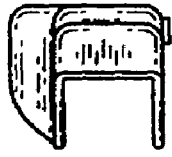





*Fig. 2*



*Fig. 3*



*Fig. 4*



*Fig. 5*



*Fig. 6*



*Fig. 7*