



US00D629056S

(12) **United States Design Patent**  
**Grimm**

(10) **Patent No.:** **US D629,056 S**

(45) **Date of Patent:** **\*\* Dec. 14, 2010**

(54) **TOY BALL HAVING PROTRUDING LOBES**

2007/0068464 A1\* 3/2007 Smith et al. .... 119/709

(76) Inventor: **Tom Grimm**, 1031 Nbarrow La., Napa,  
CA (US) 94558

**FOREIGN PATENT DOCUMENTS**

(\*\*) Term: **14 Years**

CN	3072049	*	1/1998
EM	001565722-0002	*	7/2009
EM	001565722-0004	*	7/2009
EM	001565722-0005	*	7/2009
EM	001565722-0006	*	7/2009
EP	106928 A1	*	5/1984

(21) Appl. No.: **29/362,312**

(22) Filed: **May 24, 2010**

**OTHER PUBLICATIONS**

(51) **LOC (9) Cl.** ..... **21-02**

(52) **U.S. Cl.** ..... **D21/707**

(58) **Field of Classification Search** ..... D21/373,  
D21/385-389, 398, 466, 479, 480, 498, 707-714;  
D30/160; D11/121, 124-129, 130; 473/569-614;  
273/288, 291, 146, 156, 157 R, 160, 153 S,  
273/DIG. 20; 119/707-711; 446/219-226,  
446/400, 409, 437, 459, 486; 428/11

Hong Kong Toys Jan. 2003, p. 712: Item # 1EB703 in second row  
from top, second from right.\*

Item shown on webpage: [http://ec1.images-amazon.com/images/121FNQNW3YOL.\\_AA160\\_.jpg](http://ec1.images-amazon.com/images/121FNQNW3YOL._AA160_.jpg) Retrieval date: Sep. 26, 2007.\*

\* cited by examiner

See application file for complete search history.

*Primary Examiner*—Catherine Tuttle

(74) *Attorney, Agent, or Firm*—LaMorte & Associates

(56) **References Cited**

**U.S. PATENT DOCUMENTS**

2,031,240	A *	2/1936	Van Deest	473/595
2,151,030	A *	3/1939	Hinsen	473/569
2,362,064	A *	11/1944	Giesinger	473/595
2,521,703	A *	9/1950	Emmitt	473/596
2,546,896	A *	3/1951	Kassuba	473/596
D177,323	S *	4/1956	Guest	D21/386
2,783,046	A *	2/1957	Lien	473/596
D317,805	S *	6/1991	Swan	D21/707
5,028,053	A *	7/1991	Leopold	473/473
5,251,908	A *	10/1993	Myers	473/607
5,906,530	A *	5/1999	Lindsey	446/85
D456,570	S *	4/2002	Tsengas	D30/160
6,443,863	B1 *	9/2002	Dinoffer	473/595
D585,162	S *	1/2009	Partain et al.	D30/160

(57) **CLAIM**

The ornamental design for a toy ball having protruding lobes,  
as shown and described.

**DESCRIPTION**

FIG. 1 is a perspective view of a toy ball having protruding  
lobes;

FIG. 2 is a top view, the bottom view being a mirror thereof;


FIG. 3 is a front view thereof;

FIG. 4 is a rear view thereof;

FIG. 5 is a left side view thereof; and,

FIG. 6 is a right side view thereof.

**1 Claim, 3 Drawing Sheets**






FIG. 1

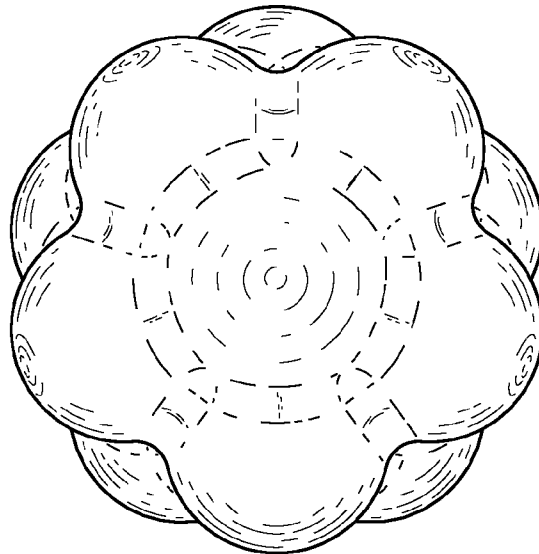


FIG. 2




FIG. 3

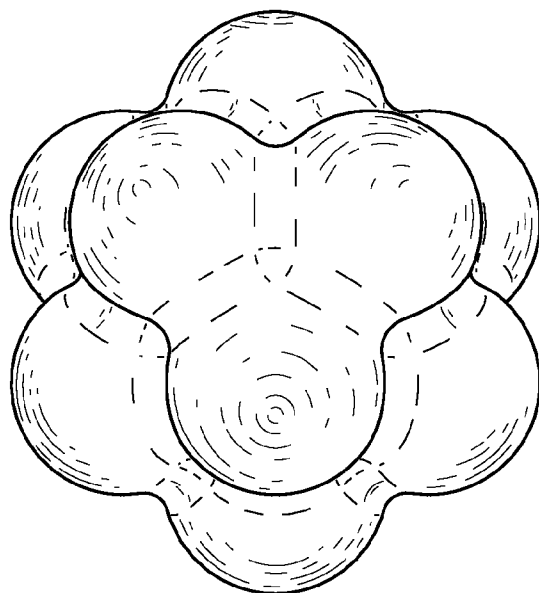


FIG. 4




FIG. 5




FIG. 6